


HANDY AUTO Plus

Portable Gas Cutting Torch



Easy Ignite and Extinguish with Koike's Patented Design

The Handy Auto is a hand held mechanized gas cutting torch. Koike's hottest selling product makes any standard hand torch project easier while providing greater accuracy.

Our latest model, the Handy Auto Plus now features the added convenience of auto ignition. Valves control pilot gas, cutting gas, preheat oxygen and cutting oxygen. The system utilizes a high-frequency current generator activated by squeezing the ignition lever.


Features & Benefits

- **Motorized Oxy Fuel Hand Torch**
Performs clean machine quality oxy fuel cuts on multiple applications; drive switch is linked to cutting oxygen valve for simultaneous operation of cutting oxygen and drive power
- **All Position Drives**
Allows cutting in any position from any direction; positive drive includes universal joints for smooth power transmission and added protection
- **Quick Change Attachments**
Perform plate beveling, circle cutting and straight line cutting with single hand changover
- **Auto Ignition**
Torch can be lit with one hand without a striker
- **Flame Pre-Set Valves**
Torch flame settings can be set once; adjustments are set for next use
- **Light Weight**
Only 2.7 kgs (5.9 lbs) and easy to carry and use
- **High Quality Tips**
Koike's superior design Series 100 torch tips are included to ensure fast, smooth cuts



HANDY AUTO Plus

Portable Gas Cutting Torch



Pre-Set Flame Adjusting and Auto Ignition Function

To Ignite:

- Connect all gas hoses and regulators checking for leaks, then open tank valves and set regulator output.
- Open oxygen and fuel gas valves and pull ignition trigger.
- Holding trigger against unit, adjust the flame with the oxygen and fuel gas valves then release lever.
- The lever will return to the midpoint and lock.
- When the trigger is released, the pilot flame will extinguish as the preheat flame continues to burn.

To Extinguish:

- After cutting is completed simply press the ignition lever release button and the flame goes out.
- To Re-ignite simply pull the ignition lever.



Convenient one hand attachment changover

Attachments are Easy to Interchange

Varied cutting is possible by simply changing attachments. All attachments including wheels can be removed and replaced with easy one-hand motion. Drive wheels can be turned 360 degrees around the cutting tip to allow cutting in any direction.

Flame Adjusting Apparatus

Preheat gas and oxygen valves are equipped with safety apparatus. Valve control knobs are equipped with a pull to set feature. Once preheat flame is set, knobs can be positioned to avoid accidental change in settings.



Ignition (adjusting preheating flame)



Press reset button



Click and ignite



Extinguish

Portable Automatic Hand Cutting Torch with Multiple Uses

Koike's Handy Auto Plus has been developed for automation of hand-held cutting used in various field operations. The Handy Auto Plus is equipped with an auto ignition system that ensures convenience and flexibility. Additional features include automatic wheel drive running along side cutting tip for wheel rotation to direct the desired cut.

Multiple surface cutting can be achieved including vertical, angled, H-shaped steel bar and pipes. In addition to straight lines, curved lines and surfaces such as columns are easily done.



Straight lines




Vertical surfaces



Round surfaces



Arcs, curved lines



Angles



Pipes

Options to Increase Accuracy and Efficiency



*Attachment for small circle cutting
ø 30mm - ø 200mm (1¹/₄-8in)*



*Large circle compass
ø 125mm - ø 500mm (5-19³/₄in)*




*Wheel set for bevel cutting
22° - 45°*



Guide Handle



Guide rail for straight line cutting



Auxiliary wheel for perpendicular cutting

**Optimum Performance with a wide
Range of Options and Accessories**



Specifications

HandyAutoPlus-500-0305



HANDY AUTO PLUS
Portable Gas Cutting Torch

SPECIFICATIONS	
Cutting Thickness	5-30mm (1/4 - 1 1/4 in) [102 or 106 -#0, 1, 2]
Cutting Speed	150-530 mm/min (6-20 3/4 in/min)
Speed Control	Transistor control
Drive System	Friction drive
Power Source	AC 100V-240V
Machine Length	500mm (19 3/4 in)
Weight	3.5 kg (7.7 lbs)
Standard Wheel	Attaches to machine body

OPTIONAL FUNCTIONS AND SPECIFICATIONS		
No.	Item	Specification
1	Auxiliary Wheel	To set wheels on both sides of tip
2	Running Guide Handle	For more efficient operation
3	Wheel for Bevel Cutting	For 22° - 45°
4	Wheel for 45° Bevel Cutting	For 45°
5	Rail for Straight Line Cutting	500mm (19.7 in) with fixed magnet
6	Small Circle Compass	30-200mm (1 1/4 - 7 3/4 in ø)
7	Large Circle Compass	120-500mm (4 3/4 - 19 3/4 in ø)

MODELS	
Description	Part #
Acetylene Kit -	ZA61001963
(1) Handy Auto PLUS	ZA61001963
(1) Support Wheel	ZS30101
(1) Bevel Wheel (22-45°)	ZS30102
(1) Guide Handle	ZS30105
(1) Small Circle Attachmt.	61001597
(1) Steel Carrying Case	ZS30049
Kit for LPG, MAP	ZA61001951
(1) Handy Auto PLUS	ZA61001951
(1) Support Wheel	ZS30101
(1) Bevel Wheel (22-45°)	ZS30102
(1) Guide Handle	ZS30105
(1) Small Circle Attachmt.	61001597
(1) Steel Carrying Case	ZS30049



Enhance Versatility and Efficiency with the Complete Professional Handy Auto PLUS Kit

The Handy Auto PLUS portable mechanized hand torch and accessories are packed neatly in a lightweight, easy to carry steel case. Well suited for a variety of cutting jobs, this unit is ideal to bring to any infield operation.

OPTIONAL EQUIPMENT	
Guide Rail (straight 500mm / 20in)	ZS30104
Large Circle Cutting Attachment (115-500mm / 4 1/2-19 1/2 in)	ZS30106
X-Large Circle Cutting Attachment (115-1000mm / 4 1/2-39 1/4 in)	ZS30130
45° Bevel Wheel Fixed Angle (lowers cutting tip to surface)	60030131



KOIKE ARONSON, INC.

Main Office:
635 W. Main St., P.O. Box 307
Arcade, NY 14009
Phone (585) 492-2400 Fax (585) 457-3517

Houston Sales Office:
1285 North Post Oak, Suite 150
Houston, TX 77055
Phone (713) 682-9645 Fax (713) 957-4852

Visit us at www.koike.com



ISO 9001
JQA-2093
Koike Techno Center Products