



CUTTING

**ShopPro**<sup>TM</sup>

CNC PLASMA & OXY-FUEL CUTTING MACHINE



**SIMPLY BETTER BUILT.**



## FEATURES AT A GLANCE:

**1. EMERGENCY STOP BUTTON**

An E-stop button is located on each saddle to quickly and safely shut off machine motion and cutting process, including oxy-fuel gases to the torches.

**2. WATER TABLE**

Equipped with curved slats, this table facilitates loading of materials by allowing plates to be placed and slid into position with ease. This is particularly suitable for environments lacking overhead crane accessibility, minimizing the need for excessive floor space.

**3. ALL-IN-ONE MOTION CONTROLLER**

Fit with a 21" touch screen.

**4. STEEL-MADE BEAM AND SADDLES**

Fabricated steel gantry designed for heavy-duty cutting needs, allowing for wider cutting widths and shorter cutting lengths.

**5. MAGNETIC TORCH BREAKAWAY**


Equipped to protect against torch collision.

**6. DESIGNATED FORKLIFT INSERTS**

Housed right into its fully welded frame, the heavy-duty ShopPro™ was designed with easy installation and relocation in mind.

## UNRIVALED VALUE FOR SMALL SHOPS


The KOIKE ShopPro™ is the company's newest cost-effective, made in America, high performance cutting system, offering premium features in a package compact enough to fit in small shops. Developed with the help of feedback of fabricators and metal workers, who demanded a robust feature set at an economical price-point, the ShopPro™ was ruggedly built to showcase the same reliability and accuracy found with all KOIKE cutting systems.

**Dual Side Drive with Helical Gear Rack with AGMA 12 Grade Ground Pinions:**

Provides smooth and accurate motion.

**Precision Ground Linear Guideways With Preloaded Linear Bearings:**

Designed for tighter tolerance, longer service life and high output.

**Precision Helical Gearboxes:**

With NEMA-34 Stepper motors.

SIMPLY BETTER BUILT.

## ALL-IN-ONE MOTION CONTROLLER WITH 21" TOUCH SCREEN



## FEATURES AND BENEFITS

- **PRO Version Software Package**
- On-Board Completely Integrated FlashCut 2D CAM/CAD Package
- True Shape Nesting
- Customizable Cut Charts
- Customizable Default Lead-In, Lead-Out Strategies
- Silhouette Image Import
- Tapping of Part
- DXF/DWG Import
- Overburn Support
- Marker and Plasma Marking
- DXF Export
- Advanced Text Including True Type Font Support Without Exploding and Curved Text Around Any Shape
- Part Shading
- 3D Cutting Simulation
- Automatic Lead-In on Restart
- Dynamic THC On/Off
- Progress Meter
- Move to Point in Viewport
- Rip Cutting
- Smart Touch Off
- Shape Library
- Bridge Entities Tool
- Shape Welding Tool
- Multi-Layer Color Image Import
- Import of Parts From External Files
- Multi-Sheet and Fill Sheet Trueshape Nesting
- Corner looping
- Advanced Lead-In, Lead-Out Editing
- Animated 3D Cutting Simulation
- Advanced Small Hole Processing

## YOUR CHOICE BETWEEN THREE TABLE SIZES

Meet your personal production and space requirements with three sizing options.



## CONVENTIONAL PLASMA SYSTEMS OFFERED FOR THE SHOPPRO™

The next generation of Powermax65®/85/105 systems is unlike any plasma you've seen before. Featuring built-in intelligence and a revolutionary single-piece cartridge consumable, Powermax SYNC™ series helps to address skilled labor shortages with its simplified system operation. This new platform streamlines consumable inventory, lowers operating costs, and maximizes performance and productivity.



Hypertherm® Powermax45XP

Hypertherm® Powermax85 SYNC®

Hypertherm® Powermax125

Hypertherm® Powermax65 SYNC®

Hypertherm® Powermax105 SYNC®

# SIMPLY BETTER BUILT.



## ▪ Oxy-Fuel Torch

Koike cutting tips are one of the most technically advanced of its kind. By the simple swapping out of the plasma torch, the oxy-fuel torch extends the ShopPro's cutting capability up to 2 in. (50mm). The oxyfuel torch can be parked on the backside of the torch carriage when not in use. Features a lifetime warranty when using genuine KOIKE cutting tips.

## ▪ Pneumatic Scribe Assembly


A manually swappable engraving tool for marking text, layout lines, bend lines and drilling locations. Scribe process parameters are pre loaded in the CNC controller software. Patent pending Ohmic Contact System prompts Initial Height Sensing (IHS) and detects the plate automatically to set the tool to precise marking depths. Features manual on/off.

## ▪ Water Additive


Prevents bacterial growth in water table. Also features a rust inhibitor to minimize rust in the table, slats and on plate surfaces and parts. Contact KOIKE for details.

## ▪ Roll-A-Round CNC Cabinet


Protects your controller from the harsh cutting environment and moves easily on 4 industrial casters (2 with brakes).



*Oxy-Fuel Torch Option*



*Pneumatic Scribe Option*



*Water Additive Option*

**SIMPLY BETTER BUILT.**



## Get more use out of your ShopPro™

ShopPipe™ expands the use of your ShopPro™ by offering a true plug-and-play attachment for pipe cutting operations, featuring intuitive software, quick setup, and durable, low-maintenance components designed to handle tough shop conditions. Its fold-down head design saves valuable floor space and its precision direct-drive chuck system ensures accurate pipe rotation, outperforming friction-driven alternatives that rely on rollers or belts. Built-in slag pans and a through-hole chuck design keep the work area cleaner by capturing debris and efficiently venting smoke.



**EASY TO SETUP AND ADJUST  
PIPE FOR CUTTING**



**SPACE SAVING FOLD DOWN  
TOOL HEAD  
(PATENT PENDING)**



**REMOVABLE SLAG PANS  
FOR EASY CLEAN UP**

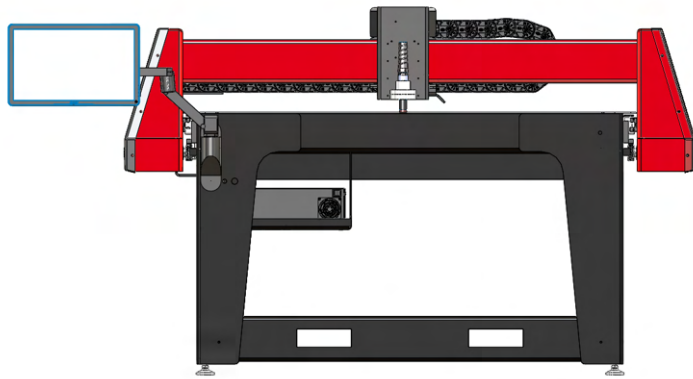


**THROUGH-HOLE CHUCK  
DESIGN WITH BUILT-IN  
SPARK ARRESTOR**

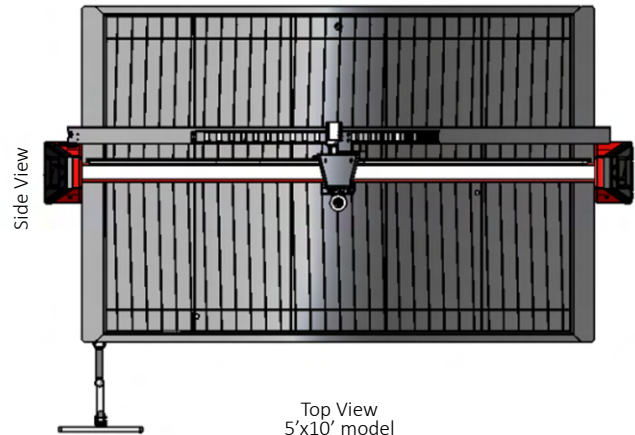
SPECIFICATIONS	
Maximum Pipe Diameter	6 in. (152 mm) with 1/2 in. (12.7 mm) wall
Maximum Pipe Length	8 ft. (2.44 m)
Number of Supports in Base Model	3
Maximum Weight Capacity	150 lbs. per support (max total weight 600lbs.)
Drive Means	Direct drive with chuck
Fume Collector Connection Point	Yes
Spark and Slag Pan	Yes
Spark Arrestor	Yes

\*Specifications are subject to change without notice

**SIMPLY BETTER BUILT.**



Front View  
4'x4' model



Top View  
5'x10' model

ShopPro™	SP-44	SP-48	SP-510
Effective Cutting Area	4 ft. x 4 ft.	4 ft. x 8 ft.	5 ft. x 10 ft.
Effective Cutting Width	48 in.	96 in.	120 in.
Effective Cutting Length	48 in.	48 in.	60 in.
Rapid Traverse Speed	1000 IPM	1000 IPM	1000 IPM
Machine Width	78 in.	126 in.	150 in.
Machine Length (CNC not included)	72 in.	72 in.	84 in.
Table Dimensions	78 in. x 72 in. x 56 in.	126 in. x 72 in. x 56 in.	150 in. x 72 in. x 56 in.
Machine Weight	1300 lbs.	2200 lbs.	3500 lbs.
Tool Capacity	2	2	2
Water Capacity	65 gallons	148 gallons	220 gallons
Table Capacity	2 inch Mild Steel		
Machine Voltage	115/1/60 @ 15 amp		
CNC Controller	FlashCut CNC 21" Touchscreen Panel PC		
Drive System	Stepper		
Table Type	Water Pan Insert		
<b>Rack and Pinion Drive System</b>			
Gear Reduction	(3) Precision Helical 10:1 gearboxes		
Linear Guidance	25mm Profile Linear Rail, 30mm Gantry		
Gear Engagement	Direct Drive Helical Rack and Pinion		
Gantry Carriage	Solid Steel Construction		
Machine Repeatability	0.005"		
Frame Construction	7 Gauge Mild Steel		

SIMPLY BETTER BUILT.

Effective Cutting Width:  Effective Cutting Length: Material Types: **Material Thickness Range**Plasma Thickness: **Plasma System**

- Hypertherm® Powermax45XP
- Hypertherm® Powermax65
- Hypertherm® Powermax85
- Hypertherm® Powermax105
- Hypertherm® Powermax125

Plasma Voltage: **CNC Controller/Height Control Package**

- FlashCut Control with 21" Panel PC and KOIKE Torch Height Control

**Cutting Table**

- Water

**Other Options**

- RS-485 (serial communication)
- Oxy-Fuel Fuel Gas?:
- Pipe Rotator
- Pneumatic Scribe
- Roll-A-Round CNC Cabinet



**SIMPLY BETTER BUILT.**

**SIMPLY BETTER BUILT – FOR OVER 100 YEARS.**

OUR STRICTLY CONTROLLED MANUFACTURING AND PRODUCTION PROCESSES ENSURE WE HAVE THE HIGHEST-QUALITY MACHINES WITH THE MOST RELIABLE PERFORMANCE. WE COLLABORATE WITH OUR CUSTOMERS TO PRODUCE THE RIGHT MACHINE FOR THEIR NEEDS WITHIN A RANGE OF BUDGETS.



WELDING &  
POSITIONING



CUTTING



PORTABLES &  
GAS APPARATUS



635 West Main Street  
Arcade, NY, 14009-0307



U.S. & Canada: (585) 492-2400  
Toll Free: (800) 252-5332



[www.koike.com](http://www.koike.com)

REV3-2606