




CUTTING

SupergraphTM

CNC PLASMA CUTTING MACHINE



SIMPLY BETTER BUILT.



Headquarters- Arcade, NY

COMPANY

Koike Aronson, Inc./Ransome is headquartered in Arcade, NY. We are a proud supplier of advanced cutting machines, welding positioning equipment,

portable cutting/welding machines, and gas apparatus. Our knowledgeable staff can assist you with virtually all your needs in metal fabrication. Koike Aronson/Ransome cutting machines can be customized to fit most requirements, and our welding and positioning equipment can be made to accept work pieces of nearly any size.



Cutting Machine Assembly

Our manufacturing area consists of a machine shop, saw shop, two assembly shops, a burn shop, and a weld shop. Handling nearly all manufacturing in-house helps us maintain our extremely high quality. Our factory uses 5S, a lean tool directive, that increases productivity through tidiness and improved organizational practices. We have the capacity to run three shifts with approximately 100 employees per shift. Machining capabilities range anywhere from a small nut to a large weldment. Most importantly, we use our own products to build our customers' machines.

The Engineering Department is comprised of mechanical, electrical, and software engineers with over 250 combined years of design, process, and technical experience. Their knowledge allows us to apply proven designs to customer needs and to develop new technology for custom applications. AutoCAD, SolidWorks, and Cosmos software are used to optimize designs for standard products and to create custom solutions for specialized equipment. Our electrical and mechanical systems are designed to industrial standards for strength, reliability, and safety.



World Class Service Support

We have the technicians, training, and engineering support to keep your machine running like new for years to come.

The Business Unit and Customer Service Representatives of Koike Aronson/Ransome offer our customers well over 170 years of combined experience. They work with our many distributors and manufacturer sales representatives to make sure you get quality products and the right equipment for your application. We encourage feedback, and are ready to work with you to keep your machine productive for many years.

The dedicated service technicians of our Field Service Department work as a team to keep machines running at top performance. This starts with sending pre-installation documentation to prepare our customers for machine delivery, installation, and training. Our website is filled with helpful information including the KAR Club, which offers numerous tips on troubleshooting, tuning your machine, and machine maintenance.



For Other Downloads, please scan here with your smartphone

Made in USA. At Work Worldwide

Koike Customer Visit Program See How Koike Can Make Metal More Profitable For You

Koike Aronson's Customer Visit Program was introduced to provide those looking to purchase equipment the opportunity to come visit us, meet our people, and tour our complete manufacturing facility.

Your visit to our facility is on us. All expenses paid for including: airfare, transportation, room and meals.

Call a Koike Representative for details
and schedule your appointment today!

Phone: (585) 492-2400

Toll Free: (800) 252-5232

Fax: (585) 457-3517



MANUFACTURING PROCESSES



LOGISTICS



SAWING / MACHINING



BURNING



ASSEMBLING



PAINTING



WELDING/FABRICATING

SUPERGRAPH IV



High Precision and High Speed!


The SUPERGRAPH-IV cutting system will increase your shop's productivity and consistency, while reducing material waste by as much as 30%. With a traverse speed of up to 1000 inches per minute, you have the ability to maximize production without the loss of floor space. The compact, unitized design of the Supergraph-IV also enables it to be easily moved and set up at a different location. This is truly a precise high powered cutting machine with a small footprint, designed for high productivity plasma cutting.



Hypertherm® EDGE-Pro Shape Cutting Motion Controller (Shown with Koike Aronson Operator Console)

- Features 15" (380 mm) Glass Touchscreen (SATA Hard Drive)
- Minimum 1 GB RAM
- Remote Assistance (when connected to Internet)
- Hypertherm's® plasma Auto-gas support
- Simple shape library
- DXF Direct Input
- Simple Shape Nesting
- CutPro Wizard for Beginners

This unit integrates with Hypertherm's® ArcGlide Height Control unit Hypertherm's® High Definition HPRXD or MAXPRO200® plasma system for ease of process changes and troubleshooting.



Unitized Zoned Downdraft Table Design with CNC Controlled Pneumatic Damper Control for Zone Operation

The table is designed to hold up to 1-1/4" plate with removable slat frame assembly and/or individual slat removal.

Tuck Rail Design

Protects linear bearings, cable carrier, cables and hoses from harsh environments.

Optional: Removable slag pans are available.

PLASMA SYSTEM & OPTIONS




Hypertherm HyPerformance/HyDefinition Plasma Systems

HyPerformance Plasma cuts fine-feature parts with superior quality and consistency while eliminating cost of secondary operations. The quick disconnect torch makes changing consumables fast and easy. Long consumable life, dress free edges, minimum angularity and high system reliability maximize productive “arc-on-time”.

HyPerformance Plasma combines fast cutting speeds, rapid process cycling, quick changeovers and high reliability to maximize productivity. 130 amp to 260 amp systems are available to meet your production demands.

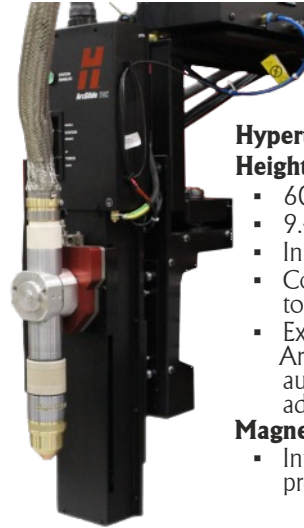
Hypertherm Conventional LongLife Air and Oxygen Plasma Systems

Heavy-Duty production tools with cost reducing LongLife technology for dramatically longer consumable life and much lower operating costs. The quick disconnect torch makes changing consumables fast and easy. Impressive cut speeds, consistent cut quality and exceptional consumable life gives this plasma system a reliable performance across a wide range of industrial applications.



True Hole™ Ready

TrueHole™ Technology founded by Hypertherm® produces a significantly better hole quality than what has been previously possible before using plasma. This technology was developed for mild steel from gauge to 1" (25 mm) and has been optimized from a 1:1 to a 2:1 diameter to thickness ratio.



Hypertherm® ArcGlide Torch Height Control

- 600 IPM Lifter Speed
- 9.4" (240 mm) Lifter Travel
- Initial Height Positioning
- Corner AVC disable (prevents torch diving during corners)
- Extends consumable life by using Arc voltage sampling with automatic consumable wear adjustment

Magnetic Torch Collision Detection

- Integrated laser pointer with preset offsets



Manual Plasma Bevel Station

Bevel in the rail axis only. Non-contour mechanical adjustment from +/- 0 - 45°.

Fume Extraction Unit

For downdraft table.



CNC Air Conditioning Unit

Provides additional cooling - required for machines operating in temps above 120°F (49°C).

Consists of 1024BTU 115vac industrial tool grade air conditioner and CNC enclosure for external cooling of CNC cabinet.

SUPERGRAPH-IV WORKSHEET

Effective Cutting Width: Effective Cutting Length:

Material Types: ☐ Mild Steel ☐ Stainless Steel ☐ Aluminum
☐ Other

Percentage of material types:

% Mild Steel % Stainless % Aluminum % Other

Material Thickness Range

Minimum and Maximum Plasma Thickness:

Plasma Type

☐ Hi-Definition ☐ Conventional ☐ Plasma Voltage:

Hypertherm Plasma System

☐ HPR130XD ☐ HPR260XD ☐ MAXPRO 200

Plasma Bevel

☐ Manual Type

Plate Marking

☐ Plasma Mark

Dust Collector

☐ Fume Collector

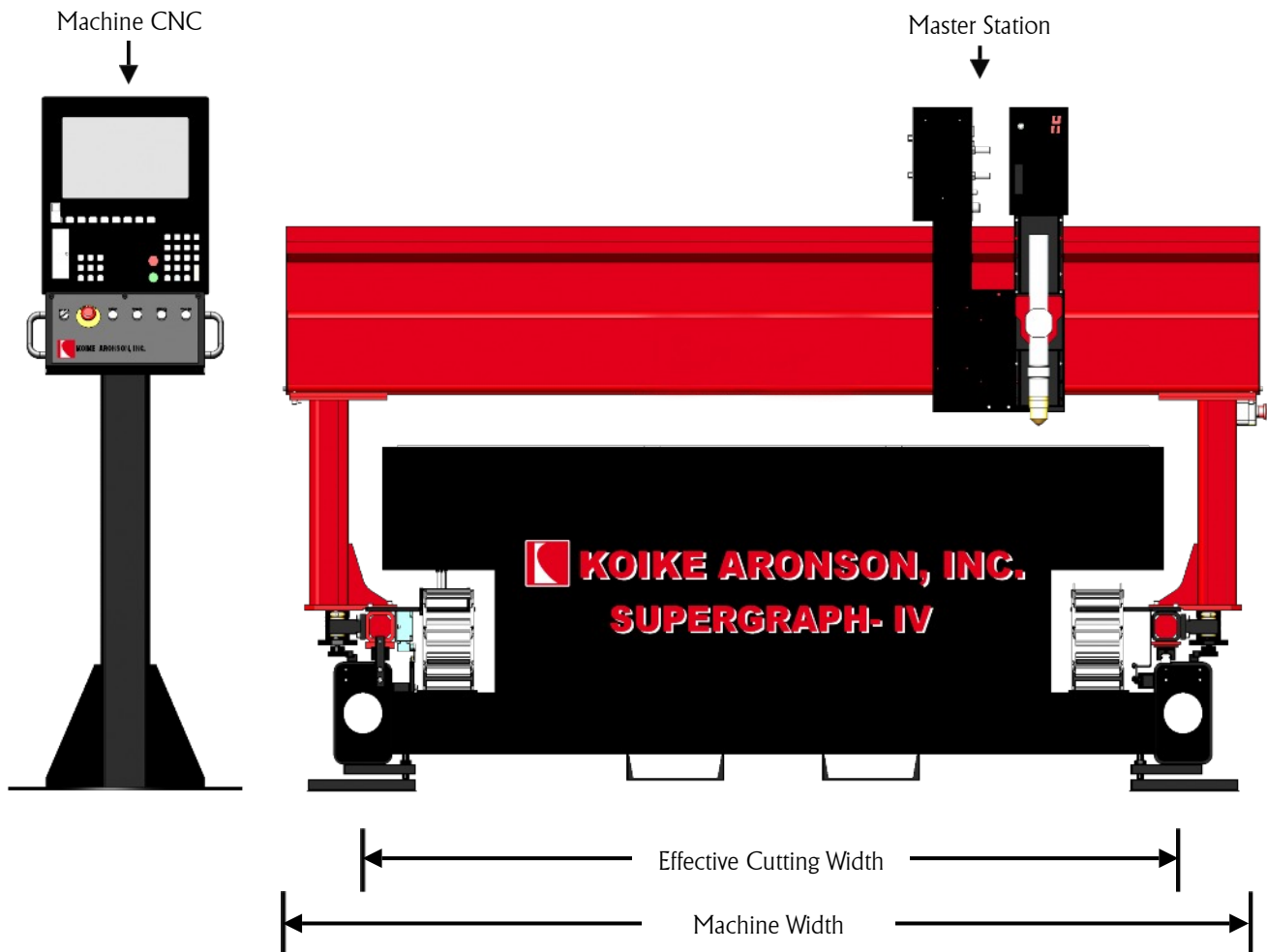
Offline Software

☐ Hypertherm® CAM Solutions
☐ SigmaNEST



Scan to fill out
electronically

SPECIFICATIONS



| MODELS | 7812 | 7820 | 7824 | 9812 | 9820 | 9825 |
|-----------------------------------|--|----------|----------|----------|----------|----------|
| Effective Cutting Width (Master) | 78 in | 78 in | 78 in | 98 in | 98 in | 98 in |
| Machine Width | 100 in | 100 in | 100 in | 124 in | 124 in | 124 in |
| Effective Cutting Length | 144 in | 240 in | 288 in | 144 in | 240 in | 300 in |
| Machine Axis Type | Precision Linear Bearing Design X & Y Axis | | | | | |
| Rapid Traverse Speed | 1000 IPM | 1000 IPM | 1000 IPM | 1000 IPM | 1000 IPM | 1000 IPM |
| Machine CNC | Hypertherm Edge Pro® | | | | | |
| Machine Drive System | 3-Axis AC Servo | | | | | |
| Maximum Number Of Slave Stations | 1 | 1 | 1 | 1 | 1 | 1 |
| Maximum Plasma or Marker Stations | 1 | 1 | 1 | 1 | 1 | 1 |
| Machine Voltage | 208-230/1/60 @ 20 AMP | | | | | |

Specifications are subject to change without notice.

CUTTING, POSITIONING & WELDING EQUIPMENT



Koike Aronson, Inc./Ransome



635 W. Main Street
P.O. Box 307
Arcade, NY 14009

Phone: (585) 492-2400
Fax: (585) 457-3517
Toll Free: (800) 252-5232

www.koike.com



SUPERGRAPH-IV 05/17 KENG