

CUTTING TIPS

High Quality Gas Cutting Tips



How KOIKE Tips Achieve the Most Accurate Cutting

KOIKE enjoys a worldwide reputation as a leader in the field of gas cutting machines. KOIKE's reputation is due in large part to their finely crafted gas cutting tips. Since a poor tip can ruin the performance of an excellent cutting machine, KOIKE has concentrated its efforts on research and development of gas cutting tips. KOIKE's approach sets it apart from its competition by virtue of their commitment to continuously fund research and development of their cutting systems. KOIKE's clients benefit from their long history of gas cutting manufacture, torch research and development, and experience cutting various materials such innovations as test machines to check tip efficiency. Superior customer support means superior cutting tip performance.

If you want your cutting manufactured to rigorous standards so that they cut accurately, safely and economically, then KOIKE is your choice.

Features & Benefits

- **Design**
Each KOIKE cutting tip is designed for proper gas efficiency and to provide the highest cutting accuracy.
- **Safety**
All 100 series and Epoch series cutting tips are designed to help prevent damaging flashbacks and backfires into the torch.
- **Quality**
Every cutting tip is checked for form, fit and function then fired and cycled to ensure that the preheat flame and jet oxygen are of KOIKE quality.
- **Lifetime Torch Warranty**
KOIKE 100 series torches carry a lifetime warranty against a damaging sustained flashback while using genuine KOIKE cutting tips. (IK-82 torches excluded)



**LIFETIME
TORCH WARRANTY**

**Against a sustained flashback
when using a genuine Koike
cutting tip**


(Damaged torch and genuine
Koike cutting tip
must be returned)



KOIKE ARONSON, INC. / RANSOME



106D7 Divergent High Speed Tip



High Quality Cuts

To ensure tip quality, KOIKE checks the surface obtained by real cutting and uses the following criteria to achieve a quality cutting surface:

- Even cutting surface (small kerf)
- No top slag
- Minimal upper edge melt
- No bottom slag

In addition to satisfying the previously mentioned criteria, KOIKE demands that it's tips also meet the following conditions:

- Cutting operation with high speed
- A steady and safe cutting operation
- Cutting with efficient gas consumption

To achieve the above criteria and conditions a KOIKE tip must maintain superior oxygen cutting flow and an efficient yet, uniform pre-heat flame. To do this KOIKE researched:

- Various tip shapes and sizes of the inlet part of the cutting oxygen tip
- Pre-heat oxygen and fuel gas mixtures in the pipes, the gas mixing chamber, and the ejection outlet.

As a result of this work KOIKE developed the divergent tip. The cutting outlet of this tip has a divergent shape to it. This tip is the result of extensive engineering design by the KOIKE engineering department.

KOIKE uses a unique patented stainless steel lining to ensure the divergent tips durability. The divergent tip technology was developed to process small holes of non-flight metal.

KOIKE's commitment to research and design of gas cutting tips is demonstrated in the high quality of its finished product.

KOIKE Tips Increase Cutting Safety

Since gas welding and cutting operations are particularly vulnerable to explosions and other unwanted accidents, any small flame and flash-up must be avoided.

Consequently, KOIKE is committed to ensure safe cutting operations for its customers. In the area relating to tip design, significant attention has been paid to the prevention of backfire.

Backfire can be classified into three types:

1. Backfire: Pre-heat oxygen flows back into the torch
2. Flashback: The flame flashes at the tip edge
3. Sustained Flashback: Flows back to the gas mixing point of the tip and melts it



The most dangerous of these are the flashback and sustained flashback. KOIKE has resolved these two conditions through its rigorous research and design process. With regards to flashback, KOIKE has developed the venturi effect of the tip for fuel. Conventional middle-pressure tips may force the backflow of pre-heat oxygen into the fuel gas which introduces mixing gas into the mixing tube. This is usually encountered with difficult situations concerning the torch itself or with the sheet being cut. The flashback occurs when the fuel is supplied. KOIKE's solution to this is to provide the venturi effect to the cutting tip. This is done by means of the high-speed pre-heat oxygen. Fuel Gas is sucked into the tip in order to prevent the mixing gas in the torch pipe, and thus flashback during ignition is prevented.

The sustained flashback might occur when the tip is clogged up with slag during the cutting operation. KOIKE has found that the ideal proportion of the diameter between pre-heat oxygen, fuel gas and gas mixing chamber will produce an extinguishing effect of the flame when the tip is clogged up. The sustained flashback as well as the backfire is thus prevented.

Prevention of backfire is one of the examples of how KOIKE strives for better products, sparing nothing in its research, design and manufacturing.

KOIKE Tips - A Wide Variety to Fit Your Needs

LPG GAS - KOIKE's Standard	
106	Standard tip
106HC	Standard tip for hand cutting and portable cutting
106D7	Divergent high-speed tip
106M	Heavy pre-heat oxygen tip
106M7	Heavy pre-heat oxygen tip (divergent high-speed type)
406NT	Standard Tip (IK-82 only)
EPOCH	Out mixing type tip (only for EPOCH torch)
LPG GAS - Victor™ and Oxweld™ Type	
2VKP7	Divergent high speed tip (only for Victor™ type torch)
OKP7	Divergent high speed tip (only for Oxweld™ type torch)
ACETYLENE - KOIKE's Standard	
102	Standard tip
102HC	Standard tip for hand cutting and portable cutting
102D7	Divergent high-speed tip
402ST	Standard Tip (IK-82 only)
MAPP™, HPG™ & CHEMTANE2™ - KOIKE Standard	
103	Standard tip
103D7	Divergent high-speed tip
FOR NATURAL GAS - KOIKE's Standard	
107	Standard tip
107D7	Divergent high-speed tip



LPG GAS CUTTING TIPS - KOIKE's Standard

106 • Standard Tip



Inches						
Plate Thickness	Tip No.	Cutting Speed in/min	Oxygen PSIG Cutting Preheat*		Fuel PSIG	Kerf Width
1/16	000	30	20	20	2.8	0.03
1/8	00	27	20	20	2.8	0.04
1/4	0	24	30	30	2.8	0.05
3/8	0	22	30	30	2.8	0.06
1/2	1	21	40	40	2.8	0.07
3/4	2	18	45	45	3.6	0.08
1	2	17	45	45	3.6	0.08
1-1/2	3	14	45	45	3.6	0.09
2	4	12.5	45	45	4.3	0.11
2-1/2	5	11	55	55	4.3	0.12
3	5	10	55	55	4.3	0.12
4	6	8	55	55	5.7	0.14
5	6	7	55	55	5.7	0.14
6	7	6	65	65	5.7	0.16
8	7	5	65	65	5.7	0.17
10	8	3	65	65	5.7	0.23
12	8	2	65	65	5.7	0.27

Metric

*Preheat oxygen pressure for 3 hose torch only

Plate Thickness	Tip No.	Pressure kg/cm ²		Consumption NI/hr.			Cutting Speed mm/min
		Oxygen	Fuel Gas	Cutting Oxygen	Preheat Oxygen	Fuel Gas	
5	00	1.5	0.2	690	1180	310	660
5 - 10	0	2.0	0.2	1200	1180	310	660 - 550
10 - 15	1	2.5	0.2	2100	1180	310	550 - 490
15 - 30	2	3.0	0.25	3400	1370	360	490 - 400
30 - 40	3	3.0	0.25	4300	1370	360	400 - 350
40 - 50	4	3.5	0.3	6500	1860	490	350 - 320
50 - 100	5	4.0	0.3	11000	1860	490	320 - 200
100 - 150	6	4.0	0.3	15000	3040	800	200 - 150
150 - 250	7	4.5	0.4	22000	3720	980	150 - 80
250 - 300	8	4.5	0.4	28000	3720	980	80 - 45

106HC • Standard Tip (for hand cutting and portable cutting)



Inches						
Plate Thickness	Tip No.	Cutting Speed in/min	Oxygen PSIG Cutting Preheat*		Fuel PSIG	Kerf Width
1/8	00	27	20	20	2.8	0.04
1/4	0	24	30	30	2.8	0.05
3/8	0	22	30	30	2.8	0.06
1/2	1	21	40	40	2.8	0.07
3/4	2	18	45	45	3.6	0.08
1	2	17	45	45	3.6	0.08
1-1/2	3	14	45	45	3.6	0.09
2	4	12.5	45	45	4.3	0.11
2-1/2	5	11	55	55	4.3	0.12
3	5	10	55	55	4.3	0.12

Metric

*Preheat oxygen pressure for 3 hose torch only

Plate Thickness	Tip No.	Pressure kg/cm ²		Consumption NI/hr.			Cutting Speed mm/min
		Oxygen	Fuel Gas	Cutting Oxygen	Preheat Oxygen	Fuel Gas	
5	00	1.5	0.2	690	1180	310	660
5 - 10	0	2.0	0.2	1200	1180	310	660 - 550
10 - 15	1	2.5	0.2	2100	1180	310	550 - 490
15 - 30	2	3.0	0.25	3400	1370	360	490 - 400
30 - 40	3	3.0	0.25	4300	1370	360	400 - 350
40 - 50	4	3.5	0.3	6500	1860	490	350 - 320
50 - 100	5	4.0	0.3	11000	1860	490	320 - 200

106D7 • Divergent High Speed Tip



Inches						
Plate Thickness	Tip No.	Cutting Speed in/min	Oxygen PSIG Cutting Preheat*		Fuel PSIG	Kerf Width
1/8	00	31.5	100	20	2.8	0.03
1/4	0	29	100	30	2.8	0.04
3/8	0	27	100	30	2.8	0.05
1/2	1	25	100	40	2.8	0.05
3/4	2	22	100	45	3.6	0.06
1	2	20	100	45	3.6	0.07
1-1/2	3	18	100	45	3.6	0.08
2	4	16	100	45	4.3	0.10
2-1/2	5	14	100	55	4.3	0.11
3	5	12.5	100	55	4.3	0.11
4	6	10	100	55	5.7	0.13
5	6	9	100	55	5.7	0.14
6	7	7	100	65	5.7	0.14
8	7	5.5	100	65	5.7	0.18
10	8	4	100	65	5.7	0.20
12	8	3	100	65	5.7	0.24

Metric

*Preheat oxygen pressure for 3 hose torch only

Plate Thickness	Tip No.	Pressure kg/cm ²		Consumption NI/hr.			Cutting Speed mm/min
		Oxygen	Fuel Gas	Cutting Oxygen	Preheat Oxygen	Fuel Gas	
5	00	7.0	0.2	750	1180	310	750
5 - 10	0	7.0	0.2	1100	1180	310	750 - 680
10 - 15	1	7.0	0.2	2500	1180	310	680 - 600
15 - 30	2	7.0	0.25	3800	1370	360	600 - 500
30 - 40	3	7.0	0.25	5400	1370	360	500 - 450
40 - 50	4	7.0	0.3	7300	1860	490	450 - 400
50 - 100	5	7.0	0.3	10000	1860	490	400 - 260
100 - 150	6	7.0	0.3	14000	3040	800	260 - 180
150 - 250	7	7.0	0.4	22000	3720	980	180 - 100
250 - 300	8	7.0	0.4	35000	3720	980	100 - 70

106M • Standard Tip Heavy Preheat Oxygen Tip



Inches						
Plate Thickness	Tip No.	Cutting Speed in/min	Oxygen PSIG Cutting Preheat		Fuel PSIG	Kerf Width
1/8	00	27	20	20	2.8	0.04
1/4	0	24	30	30	2.8	0.05
3/8	0	22	30	30	2.8	0.06
1/2	1	21	40	40	2.8	0.07
3/4	2	18	45	45	2.8	0.08
1	2	17	45	45	2.8	0.08
1-1/2	3	14	45	45	2.8	0.09
2	4	12.5	45	45	2.8	0.11
2-1/2	5	11	55	55	3.6	0.12
3	5	10	55	55	3.6	0.12
4	6	8	55	55	3.6	0.14
5	6	7	55	55	3.6	0.14
6	7	6	65	65	4.3	0.16
8	7	5	65	65	4.3	0.17

Metric

*Preheat oxygen pressure for 3 hose torch only

Plate Thickness	Tip No.	Pressure kg/cm ²		Consumption NI/hr.			Cutting Speed mm/min
		Oxygen	Fuel Gas	Cutting Oxygen	Preheat Oxygen	Fuel Gas	
5	00	1.5	0.2	690	1710	450	660
5 - 10	0	2.0	0.2	1200	1710	450	660 - 550
10 - 15	1	2.5	0.2	2100	1710	450	550 - 490
15 - 30	2	3.0	0.2	3400	2470	650	490 - 400
30 - 40	3	3.0	0.2	4300	2470	650	400 - 350
40 - 50	4	3.5	0.2	6500	2470	650	350 - 320
50 - 100	5	4.0	0.25	11000	2890	760	320 - 200
100 - 150	6	4.0	0.25	15000	3570	940	200 - 150
150 - 250	7	4.5	0.3	22000	3990	1050	150 - 80

LPG GAS CUTTING TIPS - KOIKE's Standard

106M7 • Divergent High Speed Tip • Heavy Preheat Oxygen Tip



Inches						
Plate Thickness	Tip No.	Cutting Speed in/min	Oxygen PSIG Cutting	Oxygen PSIG Preheat*	Fuel PSIG	Kerf Width
1/8	00	31.5	100	20	2.8	0.04
1/4	0	29	100	30	2.8	0.05
3/8	0	27	100	30	2.8	0.06
1/2	1	25	100	40	2.8	0.07
3/4	2	22	100	45	2.8	0.08
1	2	20	100	45	2.8	0.08
1-1/2	3	18	100	45	2.8	0.09
2	4	16	100	45	2.8	0.11
2-1/2	5	14	100	55	3.6	0.12
3	5	12.5	100	55	3.6	0.12
4	6	10	100	55	3.6	0.14
5	6	9	100	55	3.6	0.14
6	7	7	100	65	4.3	0.16
8	7	5.5	100	65	4.3	0.17
10	8	4	100	65	4.3	0.23
12	8	3	100	65	4.3	0.27

Metric *Preheat oxygen pressure for 3 hose torch only

Plate Thickness	Tip No.	Pressure kg/cm ²		Consumption NI/hr.				Cutting Speed mm/min
		Oxygen	Fuel Gas	Cutting Oxygen	Preheat Oxygen	Fuel Gas		
5	00	7.0	0.2	750	1710	450	750	
5 - 10	0	7.0	0.2	1100	1710	450	750 - 680	
10 - 15	1	7.0	0.2	2500	1710	450	680 - 600	
15 - 30	2	7.0	0.2	3800	2470	650	600 - 500	
30 - 40	3	7.0	0.2	5400	2470	650	500 - 450	
40 - 50	4	7.0	0.2	7300	2470	650	450 - 400	
50 - 100	5	7.0	0.25	10000	2890	760	400 - 260	
100 - 150	6	7.0	0.25	14000	3570	940	260 - 180	
150 - 250	7	7.0	0.3	22000	3990	1050	180 - 100	
250 - 300	8	7.0	0.3	35000	3990	1050	100 - 70	

406NT • Standard Tip (only for IK-82)



Inches						
Plate Thickness	Tip No.	Cutting Speed in/min	Oxygen PSIG Cutting	Oxygen PSIG Preheat*	Fuel PSIG	Kerf Width
1/4	0	24	30	30	2.8	0.05
3/8	0	22	30	30	2.8	0.06
1/2	1	21	40	40	2.8	0.07
3/4	2	18	45	45	2.8	0.08
1	2	17	45	45	2.8	0.08
1-1/2	3	14	45	45	2.8	0.09
2	4	12.5	45	45	2.8	0.11

Metric *Preheat oxygen pressure for 3 hose torch only

Plate Thickness	Tip No.	Pressure kg/cm ²		Consumption NI/hr.				Cutting Speed mm/min
		Oxygen	Fuel Gas	Cutting Oxygen	Preheat Oxygen	Fuel Gas		
5 - 10	0	2.0	0.2	1200	1640	410	450 - 500	
10 - 15	1	2.5	0.2	2100	1640	410	400 - 450	
15 - 30	2	3.0	0.2	3200	1640	410	350 - 400	
30 - 40	3	3.0	0.2	4200	1640	410	300 - 350	
40 - 50	4	3.5	0.2	6800	2160	540	250 - 300	

EPOCH-300 • For thick plate cutting • Post-mixing type tip (Epoch torch only)



Inches						
Plate Thickness	Tip No.	Cutting Speed in/min	Oxygen PSIG Cutting	Oxygen PSIG Preheat*	Fuel PSIG	Kerf Width
4	300	10	60	7	4.3	0.23
8	300	6.5	65	7	4.3	0.31
12	300	5	70	10	7.1	0.39

Metric *Preheat oxygen pressure for 3 hose torch only

Plate Thickness	Tip No.	Pressure kg/cm ²			Consumption NI/hr.			
		Oxygen	Preheat Oxygen	Fuel Gas	Cutting Oxygen	Preheat Oxygen	Fuel Gas	Cutting Speed mm/min
100	300	4.0	0.5-0.6	0.3-0.4	27	3.3-4.0	2.3-2.7	250-290
200	300	4.5	0.5-0.6	0.3-0.4	30	3.3-4.0	2.3-2.7	170-190
300	300	5.0	0.6-0.7	0.4-0.5	32	4.0-4.8	2.7-3.1	130-150

LPG GAS CUTTING TIPS - Other Manufacturer's Standard

2VKP7 • Divergent High Speed Tip (only for Victor® type torch)



Inches						
Plate Thickness	Tip No.	Cutting Speed in/min	Oxygen PSIG Cutting	Oxygen PSIG Preheat*	Fuel PSIG	Kerf Width
1/8	00	31.5	100	20	1.4 - 4.3	0.03
1/4	0	29	100	30	2.9 - 4.3	0.04
3/8	0	27	100	30	2.9 - 4.3	0.05
1/2	1	25	100	40	2.9 - 4.3	0.05
3/4	2	22	100	45	2.9 - 4.3	0.06
1	2	20	100	45	2.9 - 4.3	0.07
1-1/2	3	18	100	45	2.9 - 4.3	0.08
2	4	16	100	45	2.9 - 5.7	0.10
2-1/2	5	14	100	55	2.9 - 5.7	0.11
3	5	12.5	100	55	2.9 - 5.7	0.11
4	6	10	100	55	5.0 - 7.1	0.13
5	6	9	100	55	5.0 - 7.1	0.14
6	7	7	100	65	5.0 - 7.1	0.14
8	7	5.5	100	65	5.0 - 7.1	0.18
10	8	4	100	65	5.0 - 7.1	0.20
12	8	3	100	65	5.0 - 7.1	0.24

Metric *Preheat oxygen pressure for 3 hose torch only

Metric						
Plate Thickness	Tip No.	Pressure kg/cm ²			Cutting Speed mm/min	
		Oxygen	Fuel Gas			
5	00	7.0	0.1 - 0.25	750		
5 - 10	0	7.0	0.1 - 0.25	750 - 680		
10 - 15	1	7.0	0.1 - 0.25	680 - 600		
15 - 30	2	7.0	0.1 - 0.25	600 - 500		
30 - 40	3	7.0	0.1 - 0.25	500 - 450		
40 - 50	4	7.0	0.15 - 0.3	450 - 400		
50 - 100	5	7.0	0.15 - 0.3	400 - 260		
100 - 150	6	7.0	0.15 - 0.3	260 - 180		
150 - 250	7	7.0	0.20 - 0.4	180 - 110		
250 - 300	8	7.0	0.15 - 0.3	110 - 100		

OKP7 • Divergent High Speed Tip (only for Oxweld® type torch)



Inches						
Plate Thickness	Tip No.	Cutting Speed in/min	Oxygen PSIG Cutting	Oxygen PSIG Preheat*	Fuel PSIG	Kerf Width
1/8	00	31.5	100	20	1.4 - 4.3	0.03
1/4	0	29	100	30	2.9 - 4.3	0.04
3/8	0	27	100	30	2.9 - 4.3	0.05
1/2	1	25	100	40	2.9 - 4.3	0.05
3/4	2	22	100	45	2.9 - 4.3	0.06
1	2	20	100	45	2.9 - 4.3	0.07
1-1/2	3	18	100	45	2.9 - 4.3	0.08
2	4	16	100	45	2.9 - 5.7	0.10
2-1/2	5	14	100	55	2.9 - 5.7	0.11
3	5	12.5	100	55	2.9 - 5.7	0.11
4	6	10	100	55	5.0 - 7.1	0.13
5	6	9	100	55	5.0 - 7.1	0.14
6	7	7	100	65	5.0 - 7.1	0.14
8	7	5.5	100	65	5.0 - 7.1	0.18
10	8	4	100	65	5.0 - 7.1	0.20
12	8	3	100	65	5.0 - 7.1	0.24

Metric *Preheat oxygen pressure for 3 hose torch only

Metric						
Plate Thickness	Tip No.	Pressure kg/cm ²			Cutting Speed mm/min	
		Oxygen	Fuel Gas			
5	00	7.0	0.1 - 0.25	750		
5 - 10	0	7.0	0.1 - 0.25	750 - 680		
10 - 15	1	7.0	0.1 - 0.25	680 - 600		
15 - 30	2	7.0	0.1 - 0.25	600 - 500		
30 - 40	3	7.0	0.1 - 0.25	500 - 450		
40 - 50	4	7.0	0.15 - 0.3	450 - 400		
50 - 100	5	7.0	0.15 - 0.3	400 - 260		
100 - 150	6	7.0	0.15 - 0.3	260 - 180		
150 - 250	7	7.0	0.20 - 0.4	180 - 110		
250 - 300	8	7.0	0.15 - 0.3	110 - 100		

NATURAL GAS CUTTING TIPS - KOIKE's Standard

107 • Standard Tip



Inches						
Plate Thickness	Tip No.	Cutting Speed in/min	Oxygen PSIG Cutting	Oxygen PSIG Preheat*	Fuel PSIG	Kerf Width
1/8	00	27	20	20	2.1	0.04
1/4	0	24	30	30	2.1	0.05
3/8	0	22	30	30	2.1	0.06
1/2	1	21	40	40	2.1	0.07
3/4	2	18	45	45	2.1	0.08
1	2	17	45	45	2.1	0.08
1-1/2	3	14	45	45	2.1	0.09
2	4	12.5	45	45	2.1	0.11
2-1/2	5	11	55	55	2.1	0.12
3	5	10	55	55	2.1	0.12
4	6	8	55	55	2.1	0.14
5	6	7	55	55	2.1	0.14
6	7	6	65	65	2.1	0.16
8	7	5	65	65	2.1	0.17
10	8	3	65	65	2.1	0.23
12	8	2	65	65	2.1	0.27

Metric *Preheat oxygen pressure for 3 hose torch only

Metric							
Plate Thickness	Tip No.	Pressure kg/cm ²		Consumption NI/hr.			
		Oxygen	Fuel Gas	Cutting Oxygen	Preheat Oxygen	Fuel Gas	Cutting Speed mm/min
5	00	1.5	0.15	690	1000	600	660
5-10	0	2.0	0.15	1200	1000	600	660-550
10-15	1	2.5	0.15	2100	1200	700	550-490
15-30	2	3.0	0.15	3400	1200	700	490-400
30-40	3	3.0	0.15	4300	1350	800	400-350
40-50	4	3.0	0.15	6500	1350	800	350-320
50-100	5	4.0	0.15	11000	1700	1000	320-200
100-150	6	4.0	0.15	15000	1700	1000	200-150

107D7 • Divergent High Speed Tip



Inches						
Plate Thickness	Tip No.	Cutting Speed in/min	Oxygen PSIG Cutting	Oxygen PSIG Preheat*	Fuel PSIG	Kerf Width
1/8	00	31.5	100	20	2.1	0.03
1/4	0	29	100	30	2.1	0.04
3/8	0	27	100	30	2.1	0.05
1/2	1	25	100	40	2.1	0.05
3/4	2	22	100	45	2.1	0.06
1	2	20	100	45	2.1	0.07
1-1/2	3	18	100	45	2.1	0.08
2	4	16	100	45	2.1	0.10
2-1/2	5	14	100	55	2.1	0.11
3	5	12.5	100	55	2.1	0.11
4	6	10	100	55	2.1	0.13
5	6	9	100	55	2.1	0.14
6	7	7	100	65	2.1	0.14
8	7	5.5	100	65	2.1	0.18
10	8	4	100	65	2.1	0.20
12	8	3	100	65	2.1	0.24

Metric *Preheat oxygen pressure for 3 hose torch only

Metric							
Plate Thickness	Tip No.	Pressure kg/cm ²		Consumption NI/hr.			
		Oxygen	Fuel Gas	Cutting Oxygen	Preheat Oxygen	Fuel Gas	Cutting Speed mm/min
5 - 10	0	7.0	0.15	1100	1350	800	750-680
10 - 15	1	7.0	0.15	2500	1500	900	680-600
15 - 30	2	7.0	0.15	3800	1500	900	600-500
30 - 40	3	7.0	0.15	5400	1700	1000	500-450
40 - 50	4	7.0	0.15	7300	1700	1000	450-400
50 - 100	5	7.0	0.15	10000	850	1100	400-260
100 - 150	6	7.0	0.20	14000	2200	1300	260-180

ACETYLENE CUTTING TIPS - KOIKE's Standard

102 • Standard Tip



Inches						
Plate Thickness	Tip No.	Cutting Speed in/min	Oxygen PSIG Cutting Preheat*		Fuel PSIG	Kerf Width
1/16	000	30	20	20	2.8	0.03
1/8	00	27	20	20	2.8	0.04
1/4	0	24	30	30	2.8	0.05
3/8	0	22	30	30	2.8	0.06
1/2	1	21	40	40	2.8	0.07
3/4	2	18	45	45	2.8	0.08
1	2	17	45	45	2.8	0.08
1-1/2	3	14	45	45	2.8	0.09
2	4	12.5	45	45	3.6	0.11
2-1/2	5	11	55	55	4.3	0.12
3	5	10	55	55	4.3	0.12
4	6	8	55	55	5.0	0.14
5	6	7	55	55	5.0	0.14
6	7	6	65	65	5.7	0.16
8	7	5	65	65	5.7	0.17
10	8	3	65	65	5.7	0.23
12	8	2	65	65	5.7	0.27

Metric							
*Preheat oxygen pressure for 3 hose torch only							
Plate Thickness	Tip No.	Pressure kg/cm ²		Consumption NI/hr.			
		Oxygen	Fuel Gas	Cutting Oxygen	Preheat Oxygen	Fuel Gas	Cutting Speed mm/min
5	00	1.5	0.2	690	410	370	660
5 - 10	0	2.0	0.2	1200	410	370	660 - 550
10 - 15	1	2.5	0.2	2100	480	430	550 - 490
15 - 30	2	3.0	0.2	3400	480	430	490 - 400
30 - 40	3	3.0	0.2	4300	480	430	400 - 350
40 - 50	4	3.5	0.25	6500	550	500	350 - 320
50 - 100	5	4.0	0.3	11000	690	630	320 - 200
100 - 150	6	4.0	0.35	15000	770	700	200 - 150
150 - 250	7	4.5	0.4	22000	1060	960	150 - 80
250 - 300	8	4.5	0.4	28000	1060	960	80 - 45

102HC • For Hand Cutting and Portable Cutting



Inches						
Plate Thickness	Tip No.	Cutting Speed in/min	Oxygen PSIG Cutting Preheat*		Fuel PSIG	Kerf Width
1/4	0	24	30	30	2.8	0.05
3/8	0	22	30	30	2.8	0.06
1/2	1	21	40	40	2.8	0.07
3/4	2	18	45	45	2.8	0.08
1	2	17	45	45	2.8	0.08
1-1/2	3	14	45	45	2.8	0.09
2	4	12.5	45	45	3.6	0.11
2-1/2	5	11	55	55	4.3	0.12
3	5	10	55	55	4.3	0.12

Metric							
*Preheat oxygen pressure for 3 hose torch only							
Plate Thickness	Tip No.	Pressure kg/cm ²		Consumption NI/hr.			
		Oxygen	Fuel Gas	Cutting Oxygen	Preheat Oxygen	Fuel Gas	Cutting Speed mm/min
5 - 10	0	5.0	0.2	1600	520	470	700-625
10 - 15	1	5.0	0.2	2400	600	550	625-550
15 - 30	2	5.0	0.2	3600	600	550	550-475
30 - 40	3	5.0	0.2	4800	600	550	475-425
40 - 50	4	5.0	0.2	5600	750	680	425-350
50 - 100	5	5.0	0.25	8800	860	780	350-250

102D7 • Divergent High Speed Tip



Inches						
Plate Thickness	Tip No.	Cutting Speed in/min	Oxygen PSIG Cutting Preheat*		Fuel PSIG	Kerf Width
1/8	00	31.5	100	20	2.8	0.03
1/4	0	29	100	30	2.8	0.04
3/8	0	27	100	30	2.8	0.05
1/2	1	25	100	40	2.8	0.05
3/4	2	22	100	45	2.8	0.06
1	2	20	100	45	2.8	0.07
1-1/2	3	18	100	45	2.8	0.08
2	4	16	100	45	2.8	0.10
2-1/2	5	14	100	55	3.6	0.11
3	5	12.5	100	55	3.6	0.11
4	6	10	100	55	4.3	0.13
5	6	9	100	55	4.3	0.14
6	7	7	100	65	4.3	0.14
8	7	5.5	100	65	4.3	0.18
10	8	4	100	65	5.7	0.20
12	8	3	100	65	5.7	0.24

Metric							
*Preheat oxygen pressure for 3 hose torch only							
Plate Thickness	Tip No.	Pressure kg/cm ²		Consumption NI/hr.			
		Oxygen	Fuel Gas	Cutting Oxygen	Preheat Oxygen	Fuel Gas	Cutting Speed mm/min
5	00	7.0	0.2	750	520	470	750
5 - 10	0	7.0	0.2	1100	520	470	750 - 680
10 - 15	1	7.0	0.2	2500	600	550	680 - 600
15 - 30	2	7.0	0.2	3800	600	550	600 - 500
30 - 40	3	7.0	0.2	5400	600	550	500 - 450
40 - 50	4	7.0	0.2	7300	750	680	450 - 400
50 - 100	5	7.0	0.25	10000	860	780	400 - 260
100 - 150	6	7.0	0.3	14000	950	860	260 - 180
150 - 250	7	7.0	0.3	22000	1330	1210	180 - 100
250 - 300	8	7.0	0.4	35000	1600	1450	100 - 70

402ST • Standard Tip (only for IK-82)



Inches						
Plate Thickness	Tip No.	Cutting Speed in/min	Oxygen PSIG Cutting Preheat		Fuel PSIG	Kerf Width
1/4	0	24	30	30	2.8	0.05
3/8	0	22	30	30	2.8	0.06
1/2	1	21	40	40	2.8	0.07
3/4	2	18	45	45	2.8	0.08
1	2	17	45	45	2.8	0.08
1-1/2	3	14	45	45	2.8	0.09
2	4	12.5	45	45	3.6	0.11
2-1/2	5	11	55	55	4.3	0.12
3	5	10	55	55	4.3	0.12
4	5	8	55	55	4.3	0.14

Metric							
Plate Thickness	Tip No.	Pressure kg/cm ²		Consumption NI/hr.			
		Oxygen	Fuel Gas	Cutting Oxygen	Preheat Oxygen	Fuel Gas	Cutting Speed mm/min
5 - 10	0	2.0	0.2	1200	380	340	450-500
10 - 15	1	2.5	0.2	2100	485	440	400-450
15 - 30	2	3.0	0.2	3200	485	440	350-400
30 - 40	3	3.0	0.2	4200	550	500	300-350
40 - 50	4	3.5	0.25	6800	640	580	250-300
50 - 100	5	4.0	0.3	11000	730	660	200-250

MAPP™, HPG™, & CHEMTANE2™ CUTTING TIPS- KOIKE's Standard

103 • Standard Tip



Inches						
Plate Thickness	Tip No.	Cutting Speed in/min	Oxygen PSIG Cutting	Oxygen PSIG Preheat*	Fuel PSIG	Kerf Width
1/8	00	27	20	20	2.9	0.04
1/4	0	24	30	30	2.9	0.05
3/8	0	22	30	30	2.9	0.06
1/2	1	21	40	40	2.9	0.07
3/4	2	18	45	45	3.6	0.08
1	2	17	45	45	3.6	0.08
1-1/2	3	14	45	45	3.6	0.09
2	4	12.5	45	45	5.0	0.11
2-1/2	5	11	55	55	5.0	0.12
3	5	10	55	55	5.0	0.12
4	6	8	55	55	5.0	0.14
5	6	7	55	55	5.0	0.14
6	7	6	65	65	5.0	0.16
8	7	5	65	65	5.0	0.17

Metric							
		Pressure kg/cm ²		Consumption NI/hr.			Cutting Speed mm/min
Plate Thickness	Tip No.	Oxygen	Fuel Gas	Cutting Oxygen	Preheat Oxygen	Fuel Gas	
5	00	1.5	0.2	690	800	460	660
5 - 10	0	2.0	0.2	1200	800	460	660 - 550
10 - 15	1	2.5	0.2	2100	800	460	550 - 490
15 - 30	2	3.0	0.25	3400	900	500	490 - 400
30 - 40	3	3.0	0.25	4300	900	500	400 - 350
40 - 50	4	3.5	0.35	6500	1200	660	350 - 320
50 - 100	5	4.0	0.35	11000	1200	660	320 - 200
100 - 150	6	4.0	0.35	15000	2200	1280	200 - 150
150 - 250	7	4.5	0.35	22000	2200	1280	150 - 80

103D7 • Divergent High Speed Tip



Inches						
Plate Thickness	Tip No.	Cutting Speed in/min	Oxygen PSIG Cutting	Oxygen PSIG Preheat*	Fuel PSIG	Kerf Width
1/8	00	31.5	100	20	2.9	0.03
1/4	0	29	100	30	2.9	0.04
3/8	0	27	100	30	2.9	0.05
1/2	1	25	100	40	2.9	0.05
3/4	2	22	100	45	3.6	0.06
1	2	20	100	45	3.6	0.07
1-1/2	3	18	100	45	5.0	0.08
2	4	16	100	45	5.0	0.10
2-1/2	5	14	100	55	5.0	0.11
3	5	12.5	100	55	5.0	0.11
4	6	10	100	55	5.0	0.13
5	6	9	100	55	5.0	0.14
6	7	7	100	65	5.0	0.14
8	7	5.5	100	65	5.0	0.18
10	8	4	100	65	5.0	0.20
12	8	3	100	65	5.0	0.24

Metric							
		Pressure kg/cm ²		Consumption NI/hr.			Cutting Speed mm/min
Plate Thickness	Tip No.	Oxygen	Fuel Gas	Cutting Oxygen	Preheat Oxygen	Fuel Gas	
5	00	7.0	0.2	750	800	460	750
5 - 10	0	7.0	0.2	1100	800	460	750 - 680
10 - 15	1	7.0	0.2	2500	800	460	680 - 600
15 - 30	2	7.0	0.25	3800	900	500	600 - 500
30 - 40	3	7.0	0.25	5400	900	500	500 - 450
40 - 50	4	7.0	0.35	7300	1200	660	450 - 400
50 - 100	5	7.0	0.35	10000	1200	660	400 - 260
100 - 150	6	7.0	0.35	14000	2200	1280	260 - 180
150 - 250	7	7.0	0.35	22000	2200	1280	180 - 100
250 - 300	8	7.0	0.35	35000	2200	1280	100 - 70

Perfect Manufacturing System To Product A Quality Tip

KOIKE offers it's clients precision tips that are safe while at the same time capable of reducing cost of the cutting operation. Each tip is produced according to KOIKE's precise 4-step system:

- A committed research department
- A talented design department
- A fully automated and state-of-the-art manufacturing facility
- An inspection group that makes sure KOIKE's finished product is within strict tolerances before it goes to the client.

All KOIKE tips are manufactured to the most rigorous standards, and tailored to meet any requirements it's clients may have.



Koike Techno Center Products

 Koike Aronson Inc.

P.O. Box 307, Arcade, New York 14009
Phone (585) 492-2400 Fax (585) 457-3517

www.koike.com

ISO 9001:2008
BUREAU VERITAS
Certification



CUTTING TIPS 01/16 KENG